










TEMPORARY ADAPTERS (Not UL listed)

Model AD2030   TO  30 Amp, 125 Volt Plug; 15 Amp, 125 Volt Receptacle; 10 Pack On y	Model AD3020   TO  15 Amp, 125 Volt Plug; 30 Amp, 125 Volt Receptacle; 10 Pack On y	Model AD5020   TO  15 Amp, 125 Volt Plug 50 Amp, 125/250 Volt Receptacle; 10 Pack On y
--	--	---

RECEPTACLES AND ANGLE PLUGS




Angle Plugs

Offers increased flexibility by plugging into receptacles at an angle where space limitations exist. Plugs are molded of Zytel® Nylon, a rugged impact resistant material.

Receptacles


Angle Plugs

Receptacles on Plates

		
BR54U (Base Mount)	C54U	PR54U

NEMA CONFIGURATIONS	AMP.	VOLTAGE	MODEL NUMBER	MODEL NUMBER	MODEL NUMBER
ANSI C73 13-1972 R-32-U 30 AMP. 125 VOLT (Traveler Use Only)	30	125	BR32U ¹ R32U (Panel Mount)	C32U	PR32U
10-30R	30	125/250	BR33 ¹	C33	PR33
14-30R	30	125/250	BR34 ¹	C34	PR34
10-50R	50	125/250	BR53 ¹	C53	PR53
14-50R	50	125/250	BR54U ¹	C54U	PR54U
18-60R	60	120/208	---	C54	---
14-60R	60	125/250	BR64U ¹	C64U	PR64U

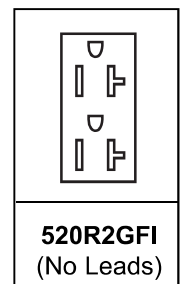
¹Receptacle is complete with bracket to base mount into unit.



Post Only (With cover)

FEATURES

- Post only with 3 wire openings (back and both sides)
- Earth bar and pad mounted
- Terminal assembly with loop feed legs standard
- Surface mount units may be field installed on these posts (Not UL listed)
- Swing-down hasp (attach) for padlock provisions
- Painted 16 gauge galvanized steel



MODEL NUMBER	DESCRIPTION	DIMENSIONS			FACTORY INSTALLED TERMINAL ASSEMBLY	STD. PKG
		W	H	D		
P5 POST	Pad Mount	9	59-1/2	4-1/2	LT200B350	1
P6 POST	Earth Bar	9	83-1/2	4-1/2	LT200B350	1